


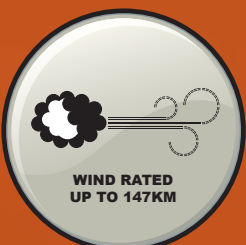

cantaport

cantaport

Y CONNECTION

PJR series

**MADE
IN
JAPAN**



cantaport

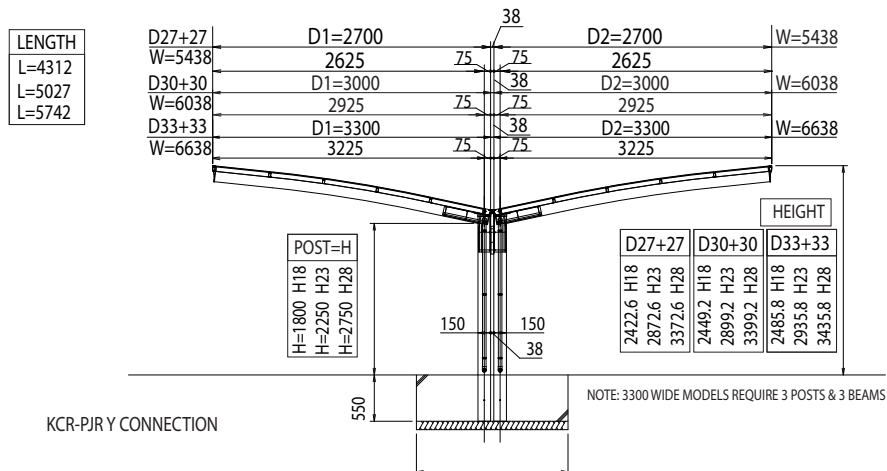
cantaport

Y CONNECTION

PJR series

**MADE
IN
JAPAN**


Y CONNECTION DETAILS 2 Single Basic Units Back to Back



CANTAPORT SHADING SYSTEMS KCR(PJR) SERIES (Wind Region A, Terrain Category 2,3 & 4)

NOTE:




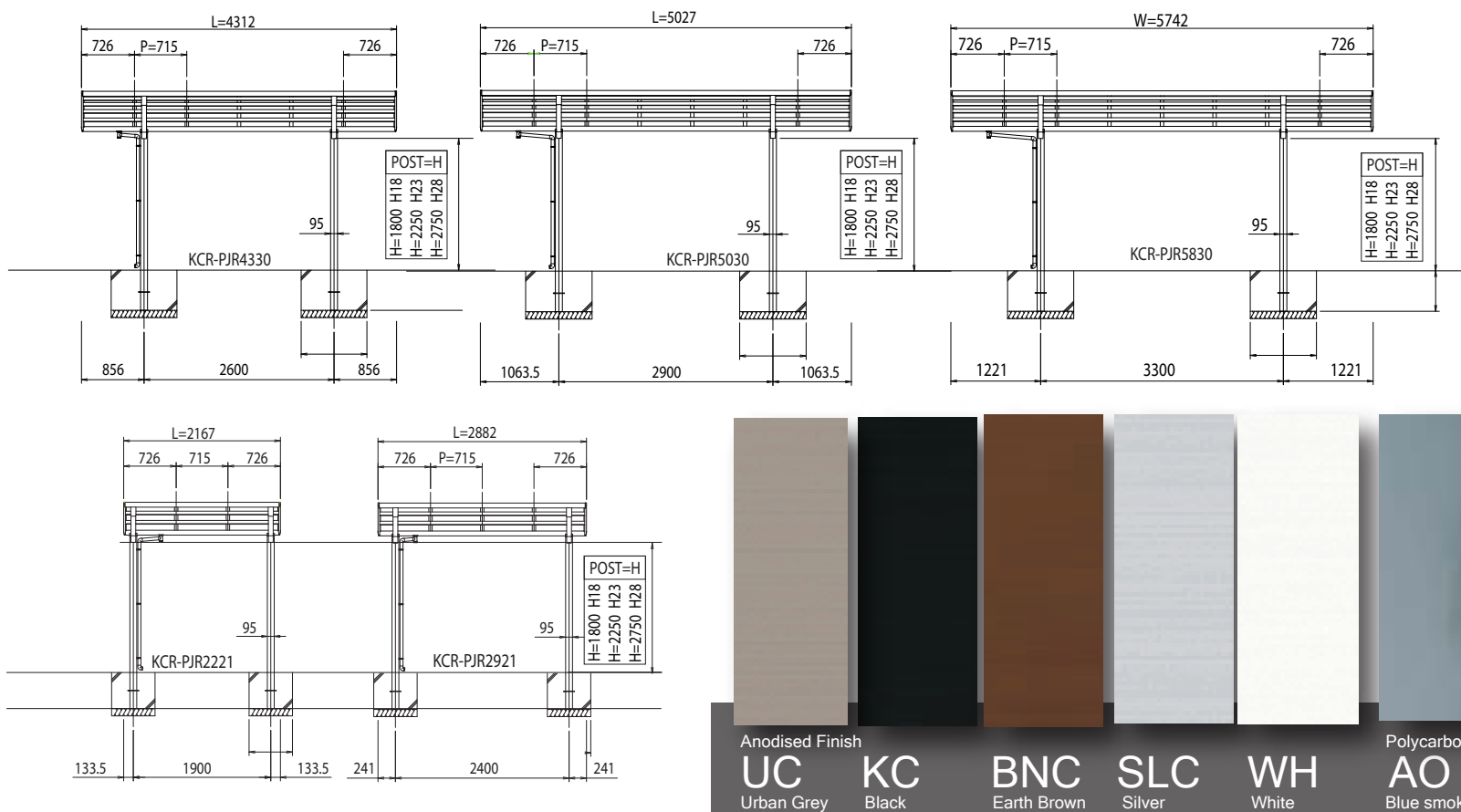
- IT IS RESPONSIBILITY OF BUILDER TO NOTIFY THE OWNER THAT NO LIVE POINT LOADING IS ALLOWED ON PURLIN.
- COLUMNS ARE NOT DESIGNED FOR VEHICLE IMPACT LOAD.

1. DESIGN CRITERIA

- WIND REGION A. TERRAIN CATEGORY 2, 3 OR 4. IMPORTANCE LEVEL 1 $V_r = 41\text{m/s}$
- CLASS A, S, M OR H SITES TO AS2870. MINIMUM ALLOWABLE SOIL BEARING CAPACITY 100 kPa. THIS DETAIL IS ONLY RELEVANT FOR PROJECTS WHICH MATCH THE ENGINEERING ARRANGEMENTS. IT IS THE BUILDER'S RESPONSIBILITY TO ENSURE THAT ANY / ALL MANUFACTURER SPECIFIC REQUIREMENTS ARE MET. REFER TO THE MANUFACTURER'S INSTALLATION MANUAL AND SPECIFICATIONS AT WWW.CANTAPORT.COM.AU FOR IMPORTANT INFORMATION.

2. CONCRETE

- CONCRETE MINIMUM 20MPa, POURED INSITU. REFER TO THE ENGINEERING DETAILS FOR SIZE OF CONCRETE FOOTING.



GUARANTEED & TESTED

Genuine & Original
BEWARE OF CHEAP IMITATIONS

